


LET THE SUN SHINE!

**Suggested Activities and Procedures for the
Sunshine State Young Reader's
Award Program
1988-89**







**A Reading Motivation Program
for Students in Grades 3-8**

Sponsored by:

**Florida Association for Media in Education
and the
School Library Media Services Office
Bureau of Elementary and Secondary Education
Division of Public Schools
Florida Department of Education**

1st Y   6th Y 

E Z  S 4 SSYRA

Whether this is your first year as a participant in the Sunshine State Young Reader's Award Program or your sixth, the initial  has been crossed. You sent in your participation form, and you are ready to  . Later in the year, you will receive bookmarks for all  eligible to participate in the program. Your job now is to promote the  books and encourage individual and oral reading of the nominated titles.

The ideas contained in this booklet should help you cross the next hurdle. The sections labeled PROCEDURES, REWARDS, and VOTING will be helpful to you in the management of the reading program. The MEDIA TIE-INS for the twenty titles promote each book in a unique and creative way. The activities that spell out SUNSHINE STATE READERS are more general in nature. At the end of this booklet, you will find sample patterns, activities, and the credits which must be included for any artwork reproduced from the books. Use all of these ideas, as well as your own creativity, to make this year's program the very best. Happy Reading!

,
..
, ..
~
PROCEDURES

.Shelve all the nominated titles in one location. Decorate the ends of the book cart or book shelf with construction paper sea gulls on a background of blue paper.

.Identify the books so they can be easily located. Place a colored, self-adhesive dot on the spine and book card of each Sunshine State nominee. This makes it easy to reshelve them in their special location.

.Introduce the program to all eligible students. Make a reading record for each student by giving the student an index card to complete with student's name and teacher's name or room number. Arrange the cards by teacher's name or room number in a file box. As each student reads a book, have the student write the title read on the reading record. As the program deadline approaches, a glance at these record cards will show which classes need extra attention for each student to reach a minimum of three books read. -

.Encourage students to keep track of the books they read. Make a ladder with twenty steps for each participating student, and mount the ladders on a chart or wall in the media center. As each book is read, the students can add the title on a step on their ladder.

.Suggest ways for teachers to keep track of an entire class' participation in the reading program. Create a chart with the twenty book titles on the top and names of the children down the left hand side. Teachers could display this chart in their rooms and use yellow dots or checks to keep track of each student who has read a particular book on the nominated list.

.Print a card for each participating student. The card should have a line for the student's name and the numbers 1-20 around the edge of the card, with each number representing a title of a book. As a student reads a book, the media specialist punches the number that corresponds to the title.

.Check the books out on the honor system. Cover a large bulletin board with paper, and print the name of each nominated book on the bulletin board. Students sign their names under the appropriate title to check out the books.

.Create interest in the program. Make a large chart incorporating the logo, and hang it on a wall in the media center. Arrange titles of all twenty books so there will be space for the students who read the books to write their names with a magic marker under the appropriate title. Use special stickers for the students to adhere next to their name if they recommend the book to other students.

.Tell parents about the program. Send a letter home to parents about the program along with a list of titles on the reading list (sample letter enclosed).

**20 GREAT MEDIA TIE-INS FOR THIS YEAR'S 20 GREAT TITLES
ON THE SUNSHINE STATE READING LIST**

Birdseye, Tom. I'm Going to be Famous.

Introduce I'm Going to be Famous by using the Guinness Book of World Records or other Guinness books. Find different and interesting things kids and adults have done for which they have been recognized.

Bunting, Eve. Sixth-Grade Sleepover.

Hold a sleepover in the media center for sixth grade students who have read at least ten of the Sunshine books, including Sixth-Grade Sleepover. Plan the event from 6:00 p.m. until 6:00 a. m. Plan meals and activities for an evening of fun. Serve an early morning breakfast provided by the parents.

Carrick, Carol. What Happened to Patrick's Dinosaurs?

Sponsor a dinosaur trivia quiz to promote the book What Happened to Patrick's Dinosaurs? Make up questions about dinosaurs using books in the media center, and have the books available for students to use in answering the questions. Fruit-shaped dinosaurs (usually available at grocery or candy stores) may be offered as a fun treat for completing the quiz.

Corcoran, Barbara. I Am the Universe.

Introduce I Am the Universe by showing a filmstrip, video tape, or film on the Solar System, such as Space Science: The Solar System and Beyond. The main character in this story has many responsibilities in taking care of her parent, including cooking. Cooking is one responsibility that many people share. Have the students select an easy recipe from a cookbook in the media center, and then prepare the recipe at home to share with their parents.

Delton, Judy. Angel's Mother's Boyfriend.

Plan activities around a clown theme for the book Angel's Mother's Boyfriend. Encourage students to participate by dressing up as clowns, drawing clown faces, completing word searches and displaying clown dolls.

Giff, Patricia Reilly. Sunny Side Up.

Contact the local garden club, or other agencies and clubs, and request donations of seeds in order to grow a living library. Teachers of students with special learning disabilities should find Sunny Side Up very appealing to their students.

Haas, Dorothy. The Secret Life of Dilly McBean.

Tie in The Secret Life of Dilly McBean by showing the movie The Computer Wore Tennis Shoes. The sound filmstrip Henry and Ribsy could be used to discuss comparisons and contrasts with Dilly McBean and his dog. A film on magnets, such as Magnets: The Dragon's Secret, may be interesting to students.

Holl, Kristi. Just Like a Real Family.

Sponsor a "Grandparent Day" at school to celebrate Just Like a Real Family. Ask grandparents to come to school for the morning to spend time in the media center reading to students, telling stories, etc. Sponsor a "When I am a Grandparent Day"; encourage students to write essays, draw pictures of themselves as grandparents; and dress up as grandparents. A good film to accompany this book might be Annie and the Old One.

Hurwitz, Johanna. The Adventures of Ali Baba Bernstein.

Use a telephone book when introducing the book The Adventures of Ali Baba Bernstein. Let the students check to see how many people share the same last name. Sponsor an "If I could change my name" contest. Stress the uniqueness of each person by selecting a common last name, and point out the individuality of each person sharing that last name, (i.e. Jackson: Andrew, Jesse, Mahalia, Michael, Reggie, Stonewall).

Kline, Suzy. Herbie Jones.

Make a deck of cards for a "go fish" type of game for the book Herbie Jones. Put a picture of a spider on the back of each card in the deck. There should be four cards for each of the following statements (pictures to illustrate are fun):

Apes use radishes (Radishes)

Come join the bunch (Bananas)

Guacamole dip (Avocado)

Chicken Bone (Chicken)

Apple Readers (Apple)

Dipping doughnuts (Doughnuts)

Peach Slices (Peaches)

An Extra card should be labeled Pink Salmon (picture of can of salmon). Students should enjoy recalling the events in the book surrounding the food phrases. For an additional treat, make guacamole dip, as most children have never tasted it.

Lewis, Marjorie. WronQwav Applebaum.

Share information about Douglas "Wrongway" Corrigan when discussing WronQwav Applebaum. Relate an experience in your own life when you were a wrong way winner, and invite students to share their wrong way experiences in a creative writing activity. Compile the creative writing activities for all students to read and enjoy.

Have a mini-barbeque and serve meatballs or sliced hot dogs on toothpicks.

Lowry, Lois. Switcharound

Promote Switcharound by using the sound filmstrip, Divorce Express, or the video tape

Visit with Lois Lowry. Incorporate the listening cassette that accompanies the book

The Animal. the VeQetable, and John D. Jones.

Moeri, Louise. Downwind.

Use the map (see map enclosed) showing some of Florida's power plants to create a bulletin board for the book Downwind. The circles on the map indicate fuel burning power plants, and the triangles indicate nuclear power plants. The title of the bulletin board might be, "What Would You Do In the Event of a Nuclear Accident?" Add news clippings, magazine articles, etc., on Chernobyl and Three Mile Island. You may also wish to show the film LearninQ about Nuclear EnerQY which discusses the positive aspects of nuclear energy.

Pevsner, Stella. Me M Goat and M Sister's Weddin .

Locate all the 00 s in t e m e ia center on goats, including some of the old classics, such as Three Billy Goats Gruff. Review different types of literature with the students

using goats as a theme. Have some fun with the book *Me, My Goat, and My Sister's Wedding* by sponsoring a writing contest for students. Reproduce the illustration opposite the title page, and have the students describe what the characters in the illustration might be thinking. Award a ceramic or stuffed goat to the most original entry.

5

~

..

Provost, Gary and Gail. Popcorn.

Promote Popcorn by displaying pictures of new musical groups popular with your students. Conduct an election for the favorite group. Provide tapes of musical groups in a special listening area for Sunshine Readers. Let students design album covers for Popcorn's first release and display the covers in the media center. Other books to display which may appeal to aspiring musicians include Hev Didi Darlina, A Day in the Life of a Rock Musician, and Make Your Own Music Video. This would be a good opportunity to display biographies of successful musicians.

Rabe, Berniece. Marqaret's Moves.

Make a bibliography of books about handicapped children to distribute when introducing the book Marqaret's Moves. Have a wheel chair demonstration by inviting a wheel chair student or adult to visit the class. Emphasize that in many ways we are all alike!

Ruckman, Ivy. Night of the Twisters.

Show a filmstrip on tornadoes, or the film Hurricanes, Tornadoes and Other Weather, before reading Night of the Twisters. Find out what should be done for protection during dangerous weather conditions.

Shyer, Marlene Fanta. Adorable Sunday.

Present a fashion show to students, or hold a panel discussion on the pros and cons of modeling when introducing Adorable Sunday. Display books about careers in modeling. Conduct a mock audition for a commercial or acting role by allowing students to read in front of the video camera.

Smith, Anne Warren. Sister in the Shadow.

Display the book jackets from Sister in the Shadow and Babv-Sittina is a Danaerous Job on a bulletin board, along with index cards containing statements about things one might do while baby-sitting. Allow students to add their own successful baby-sitting techniques by filling out additional index cards, and adding them to the board.

Springer, Nancy. A Horse to Love.

Celebrate A Horse to Love by holding a horse show in the media center. Ask students and teachers to share their stuffed horses, ceramic horses, pictures of horses, toy horses, etc. Ask the art teacher to help make a papier-mache horse for display in the media center, and sponsor a contest to name the horse. You may also wish to promote other horse stories using filmstrips, such as Mistv of Chincoteaaue and King of the Wind by Marguerite Henry.

\

6

~

..

.

SPECIAL PROMOTIONAL ACTIVITIES FOR THE SCHOOL AND LIBRARY MEDIA CENTER

.

Sponsor pillow talks or magic carpet talks. Every student should bring pillows or beach towels to sit on while enjoying presentations about SSYRA books.

Use the FAME slide set as an introductory promotion with classes. There are eleven slides in the set and it may be purchased for \$5.50. See order information published in booklet.

Name your school's winning author at an end of the year celebration party. Hand out certificates (sample certificate enclosed) and awards for students who read all twenty titles.

Select patterns of several Florida related items to use in rewarding each student's reading. Each time a student reads a SSYRA title, have the student write the title and author on a different shaped pattern. After labeling three shapes, the student may create a mobile. (See patterns enclosed.)

Hold celebrations throughout the year, focusing on one title every two weeks. Invite an appropriate guest speaker for each book.

Involve younger students in the SSYRA Program by having fifth graders read Sunshine Books each morning before school to third graders who arrive early.

Nail a clothesline from one wall of the media center to another. Allow students to make poster art of the books using the opaque projector. Hang the art on the clothesline with clothespins.

Every student who votes should receive an "I Voted" sticker. See order information published in booklet.

7

Start a SSYRA bulletin board using a yellow half circle sun shape and provide matching yellow strips of paper. Each time a student reads a SSYRA title, he writes his name and book title on a strip and adds it to the growing sunburst.

Treat your teachers to a preview party before introducing the books to students. ,

Add excitement by promoting a sunshine citrus party, and treat readers to citrus-flavored ice pops or fruit juice bars.

Take a wallet sized identification card which includes a number or symbol representing each SSYRA book and present it to each student who has read three books. The card can be laminated and punched after each book is read.

Encourage participation in a door decorating contest. Students should decorate their classroom door with a scene from one of the twenty books. Judge the doors on creativity, and provide all students an opportunity to view the decorated doors.

8

'''

..~

Reproduce the book covers for the books on this year's SSYRA list using the opaque projector. Follow the permission guidelines for reproducing cover illustrations listed in this booklet.

Encourage students to give book talks over the closed-circuit television system as part of a live news broadcast.

Alert your students to the books on this year's SSYRA list by placing a smiley face sticker on the spine of each book.

Display one SSYRA book each week and feature puzzles, games, illustrations, objects, and related books which reflect the story and its theme.

Enlist help from students in making video commercials advertising books on the list.

Read the SSYRA books to students in the media center, and encourage teachers to read the books to their students.

Start the year off right with a Sunshine Party! Pair up reading buddies for the year.

SAMPLE LETrER

Date

Dear Parents,

At Elementary School we are participating in the Sunshine

State Young Reaaer's Awara Program. Students in grades three through eight are involved in this enrichment program which promotes the love of reading.

This statewide program introduces our students to current books of interest to young readers. At the conclusion of this activity, students will vote for a favorite book.

We hope that your child will participate in the Sunshine State Young Reader's Award Program. To be eligible to vote for a favorite author, each student must read, or have heard read, at least three of the books. As a parent, you can be a part of this program by reading one of the books to your child. These books are available in our media center, and the books may also be available at the local public library.

Sincerely,

Listed below are the 20 Sunshine State Books for this year's program. Those with an asterisk (*) are available in paperback.

- *Birdseye, Tom I'm Going to be Famous Grades 4-7
- *Bunting, Eve Sixth-Grade Sleepover Grades 4-7
- *Carrick, Carol What Happened to Patrick's Dinosaurs? Grade 3
- Corcoran, Barbara. I Am the Universe Grades 6-8
- Delton, July. Angel's Mother's Boyfriend Grades 3-6
- *Giff, Patricia R. Sunny Side Up Grades 3-4
- *Haas, Dorothy. The S~cret Life of Dilly McBean Grades 5-8
- Holl, Kristi. Just Like a Real Family Grades 4-7
- *Hurwitz, Johanna. The Adventures of AliBaba Bernstein Grades 3-5
- *Kline, Suzy. Herbie Jones Grades 3-5
- Lewis, Marjorie. Wronqway Applebaum Grades 3-5
- * Lowry, Lois. Switcharound Grades 4-6
- *Moeri, Louise. Downwind Grades 5-8
- *Pevsner, Stella. Me, My Goat, and My Sister's Wedding Grades 5-7
- * Provost, Gary & Gail. Popcorn Grades 5-8
- Rabe, Berniece Marqaret's Moves Grades 4-6
- *Ruckman, Ivy. Night of the Twisters Grades 4-7
- *Shyer, Marlene F. Adorable Sunday Grades 5-8
- *Smith, Anne Warren. Sister in the Shadow Grades 5-8
- Springer, Nancy. A Horse to Love Grades 4-7

10

**PERMISSION GUIDELINES FOR
REPRODUCING ARTWORK FOR THE
MASTER LIST OF TITLES
1988-89**

Birdseye, Tom. I'm Going to Be Famous. Holiday House.
Written permission granted.

Bunting, Eve. Sixth-Grade Sleepover. Harcourt Brace Jovanovich.
Written permission granted.

Carrick, Carol. What Happened to Patrick's Dinosaurs? Clarion.
Reproduction must include: "Jacket art (c) 1986 by Donald Carrick from What Happened to Patrick's Dinosaurs? by Carol Carrick. Copyright (c) 1986 by Carol Carrick. Used by permission of Clarion Books/Ticknor & Fields, A Houghton Mifflin Company". This is nonexclusive permission to reproduce the cover and spine and the entire jacket must be used.

Corcoran, Barbara. I Am the Universe. Atheneum.
Telephone permission granted.

Delton, Judy. Angel's Mother's Boyfriend. Houghton Mifflin.
Reproduction must include: "Reprinted by permission of Houghton Mifflin Company nonexclusive and nontransferable."

Giff, Patricia Reilly. Sunny Side Up. Delacorte.
Reproduction must include: "Jacket art (c) 1986 by Blanche Sims from Sunny Side Up by Patricia Reilly Giff. Copyright (c) 1986 by Patricia Reilly Giff. Used by permission of Dell Publishing, a division of Bantam Doubleday Dell Publishing Group, Inc."

Haas, Dorothy. The Secret Life of Dilly McBean. Bradbury.
Telephone permission granted.

Holl, Kristi. Just Like a Real Family. Atheneum.
Telephone permission granted.

Hurwitz, Johanna. The Adventures of Ali Baba Bernstein. Morrow.
Telephone permission granted.

Kline, Suzy. Herbie Jones. G.P. Putnam.
Written permission granted.

Lewis, Marjorie. Wrongway Applebaum. Coward-McCann.
Written permission granted.

Lowry, Lois. Switcharound. Houghton Mifflin.
Reproduction must include: "Reprinted by permission of Houghton Mifflin Company nonexclusive and nontransferable."

Moeri, Louise. Downwind. E.P. Dutton.

Reproduction must include: "From Downwind by Louise Moeri, jacket illustration by Stephen Marchesi Copyright (c) 1984 by Louise Moeri. Reproduced by permission of the publisher, E.P. Dutton, a division of NAL Penguin Inc."

Pevsner, Stella. Me, My Goat, and My Sister's Wedding. Clarion.

Reproduction must include: "Jacket art (c) 1985 by Carol Newsom from Me, My Goat, and My Sister's Wedding by Stella Pevsner. Copyright (c) 1985 by Stella Pevsner. Used by permission of Clarion Books/Ticknor & Fields, a Houghton Mifflin Company." This is nonexclusive permission to reproduce the cover and spine and the entire jacket must be used.

Provost, Gary and Gail Levine. Popcorn. Bradbury.

Telephone permission granted.

Rabe, Berniece. Margaret's Moves. E.P. Dutton.

Reproduction must include: "From Margaret's Moves by Berniece Rabe, illustrated by Julie Downing. Illustrations copyright (c) 1987 by Julie Downing. Reproduced by permission of the publisher, E.P. Dutton, a division of NAL Penguin Inc."

Ruckman, Ivy. Night of the Twisters. Crowell.

Reproduction must include "Reproduced by permission of Harper and Row Junior Books Group."

Shyer, Marlene Fanta. Adorable Sunday. Charles Scribner.

Telephone permission granted.

Smith, Anne Warren. Sister in the Shadow. Atheneum.

Telephone permission granted.

Springer, Nancy. A Horse to Love. Harper and Row.

Reproduction must include "Reproduced by permission of Harper and Row Junior Books Group."

PURCHASING and ORDERING INFORMATION

FAME has a few items related to the program available for sale:

1. Award Adhesive emblems are available to place on previous winning books. The cost is 5 (five) emblems for \$1.00.
2. A set of slides related to the program is available for sale. The set includes a slide of sea gulls, the logo, the award given to the winning author, and previous winners. The cost of the slide set is \$5.50.
3. A single slide of Barthe DeClements is available to update slide sets purchased last year. The cost is \$1.00.
4. "I voted" stickers are available in minimum quantities of 50 (fifty) for \$1.25. Please request stickers in multiples of fifty.

Checks for materials must accompany all orders and be made payable to FAME. Complete the order form below and mail to:

Mary Margaret Rogers
P.O. Box 13119
Tallahassee, FL 32317

Price for mail orders includes postage and handling.

Yes! Please send me the following items to use in my school to promote the SSYRA program.

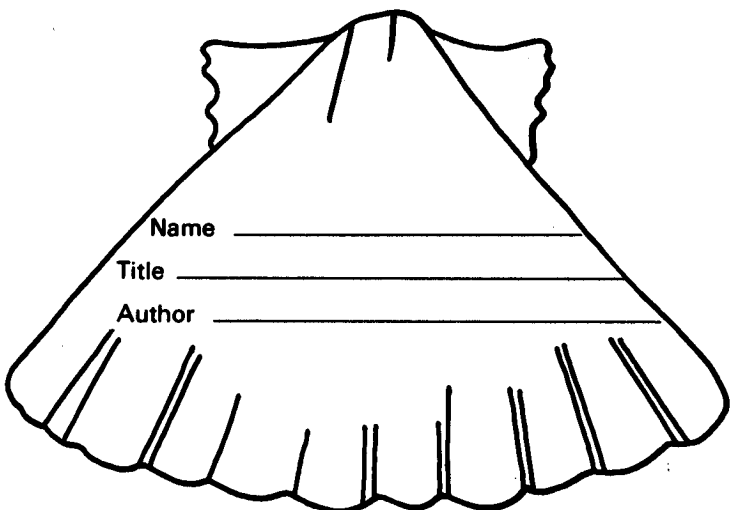

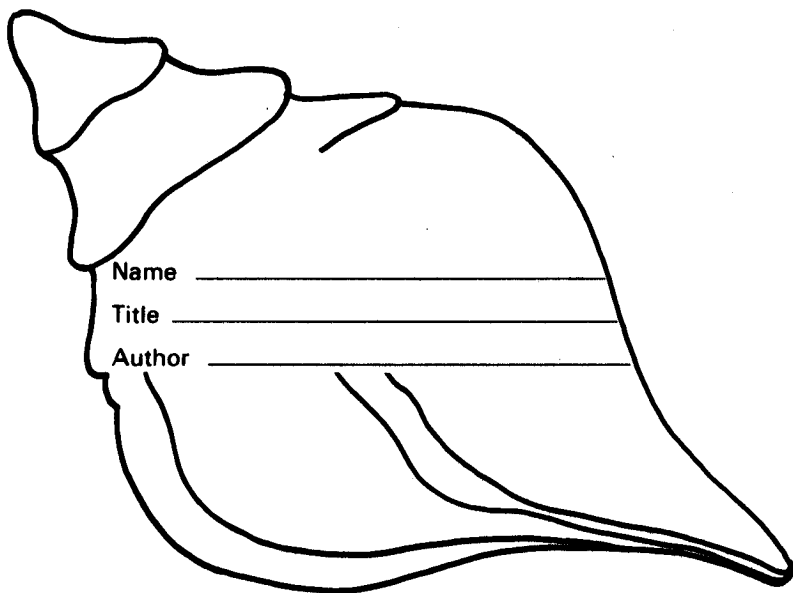


	Quantity	Cost
Award Adhesive emblems (5 for \$1.00)	_____	_____
Slide Set (11) Slides including Barthe DeClements (\$5.50)	_____	_____
"I voted" Stickers (50 for \$1.25)	_____	_____


Please send my materials to:

TOTAL _____


Make checks payable to FAME

YOU MAY USE THE DESIGNS ON THIS PAGE ANY WAY YOU WISH. THEY HAVE BEEN REDUCED TO HALF THEIR ORIGINAL SIZE.






Name _____
Title _____
Author _____



Name _____
Title _____
Author _____



- Green Map of Florida
- Yellow light bulb with Sunshine State logo inside
- Yellow rays with students' light bulbs they wrote on
- Blue background

**Actual
Size**

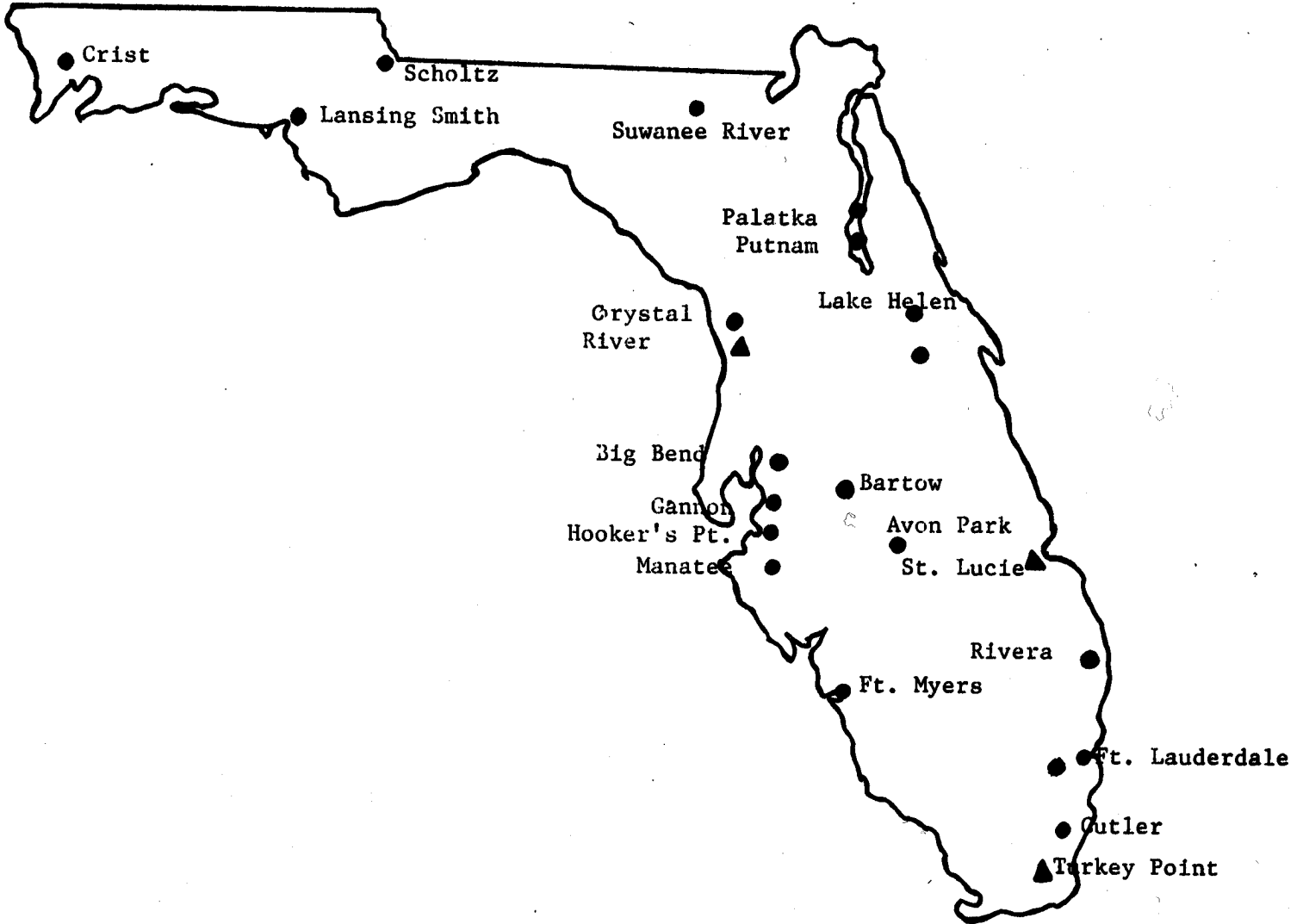
Title _____

Author _____


Name _____

DOWNWIND, by Moeri.

Use this map showing some of Florida's power plants. ● 's are fuel-burning power plants,▲ 's are nuclear power plants. The title of the bulletin board or display might be "What would you do if there was a meltdown near you?" Display the book *Downwind* or its dust jacket near or on the display.



News clippings, magazine articles, etc., on Chernobyl might also be displayed.



State of Florida
Department of Education
Tallahassee, Florida
Betty Castor, Commissioner
Affirmative action/equal opportunity employer